



## Student Performance in Each Achievement Level

How did my students perform overall in ELA/Literacy?

**Test:** Smarter Summative ELA/Literacy Grade 6








**Year:** 2014-2015

**Name:** Singlehurst, Chelsea

**Legend: Achievement Levels**

%Level 1   %Level 2   %Level 3   %Level 4

### Average Scale Score, Percent at Level 3 or above and Percentage in Each Achievement Level Smarter Summative ELA/Literacy Grade 6 Test for Students in Singlehurst, Chelsea

Name	Number of Students	Average Scale Score	Percent at Level 3 or Above	Percentage in Each Achievement Level
Hawaii Department of Education	13221	2517±1	46	
<b>Leilehua-Mililani-Waialua (922)</b>	1235	2537±2	53	
<b>Leilehua (821)</b>	542	2512±4	42	
<b>WHEELER MIDDLE (237)</b>	267	2540±5	54	
<b>Singlehurst, Chelsea</b>	50	2557±11	60	
<b>Singlehurst ELA pd. 1</b>	25	2552±17	60	
<b>Singlehurst ELA pd. 3</b>	25	2562±16	60	

Based on data from the Smarter Summative, 2014-2015 administration.  
Report Generated: 1/12/2016 1:27:32 PM HST

**Hawai'i Department of Education**  
Office of Strategy, Innovation and Performance  
Assessment Section  
641 18th Avenue, Room V-102  
Honolulu, HI 96816

\*Standard error is not defined for groups of one student.

The Summative Assessments include both computerized scoring components (scored immediately) and hand-scoring components. The reporting system aggregates results in real-time. Performance data will display as students complete both scored components and the hand-scoring portion results have been received.

Data presented in this system are considered preliminary. Official accountability data will be available after the testing window has closed and hand scoring portion results for all students have been received.

A student's score is best interpreted when recognizing that the student's knowledge and skills fall within a score range and not just a precise number. For example, 2300 (+/-10) indicates a score range between 2290 and 2310.

There is some uncertainty in all test scores. If these students took the test multiple times, their average score would lie within the range indicated next to the average scale score 68% of the time.